

Overall Stats on Female Responses

394

Women

50

Batei Din

11

Countries

Was Get refusal an issue in your case?

45.5%

Yes

*Outside of Israel

How has engaging with this beit din impacted your mental health?

49.0%

It has hurt my mental health

Did the Beit Din at any point tell you to come without representation?

18.5%

Yes

*Outside of Israel

Were you pressured by the Beit Din to exchange something for your get?

32.2%

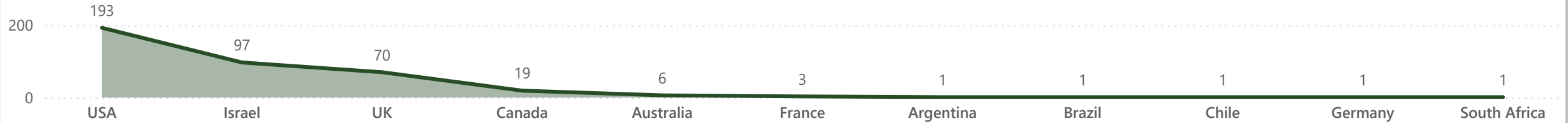
Yes

Did you exchange anything for your get?

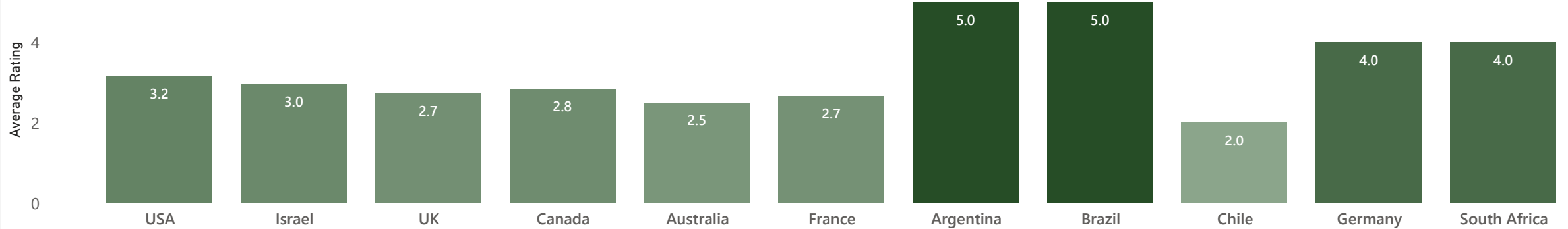
21.8%

Yes

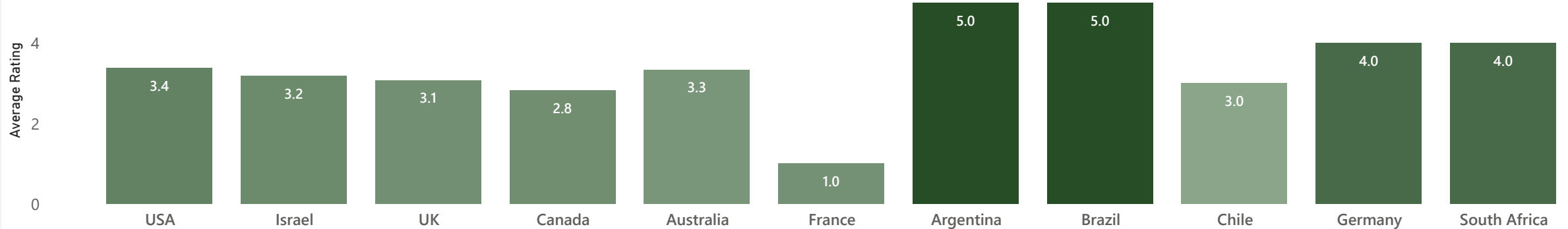
Female Responses per country



On a scale of 1 to 5, how would you rate your overall experience with this Beit Din? (1-Very Dissatisfied to 5-Very Satisfied)



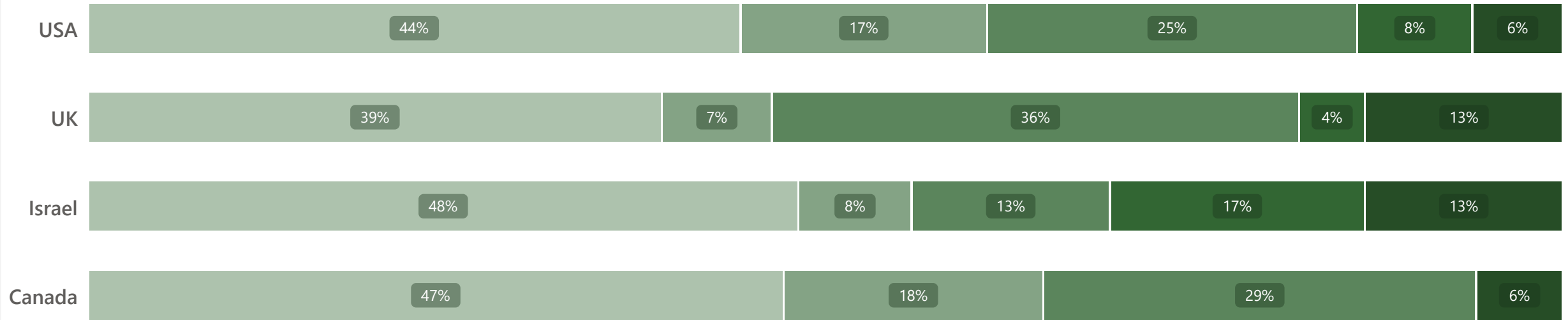
On a scale of 1-5 did you feel that the judges and Beit Din staff treated you with respect? (1-Not at all to 5-Yes very much so)



Responses from Women Surveyed

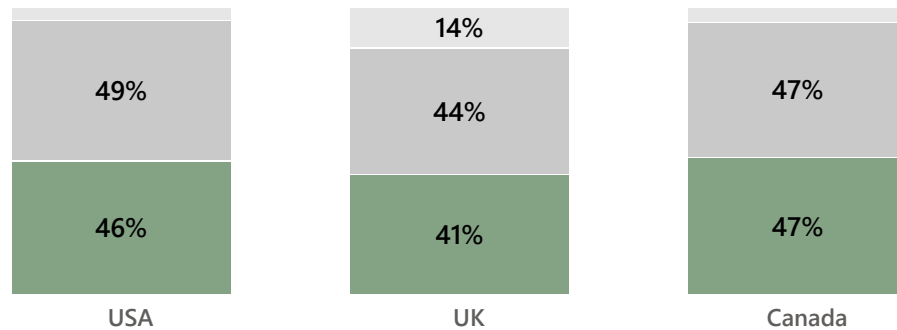
If your case is ongoing, how long have you been in this particular Beit Din? If your case is resolved, how long did it take to resolve?

● Less than 6 months ● 6 months to 1 year ● 1 to 3 years ● 3 to 5 years ● 5+ years



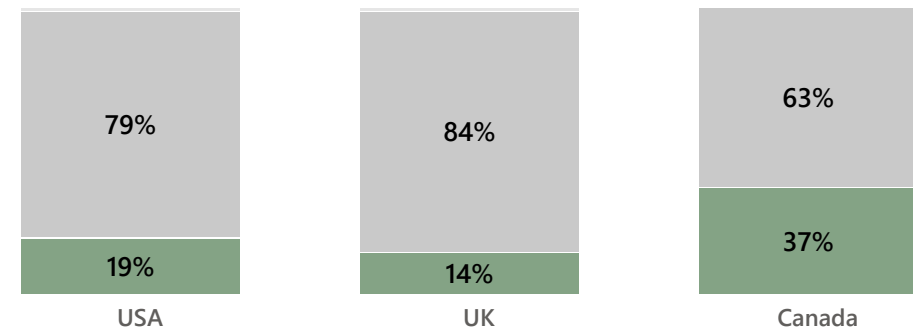
Was Get Refusal an issue in your case?

● Yes ● No ● Unknown



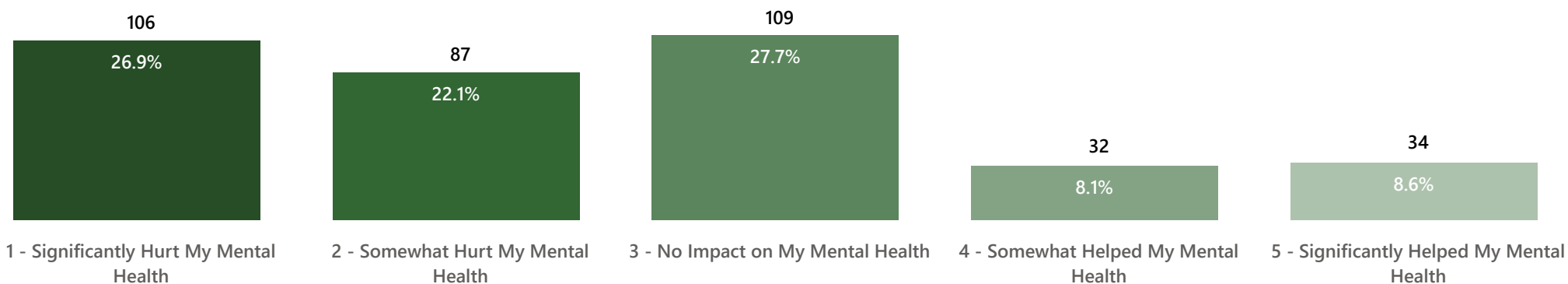
Did the Beit Din tell you to come without representation?

● Yes ● No ● Unknown



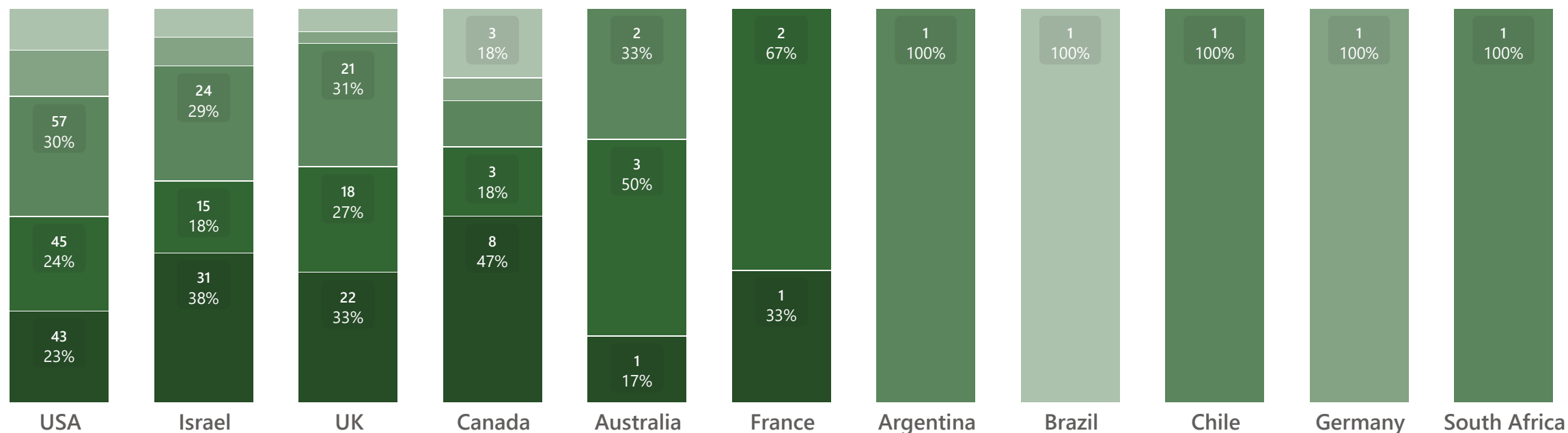
Responses from Women Surveyed

How has engaging with this beit din impacted your mental health?

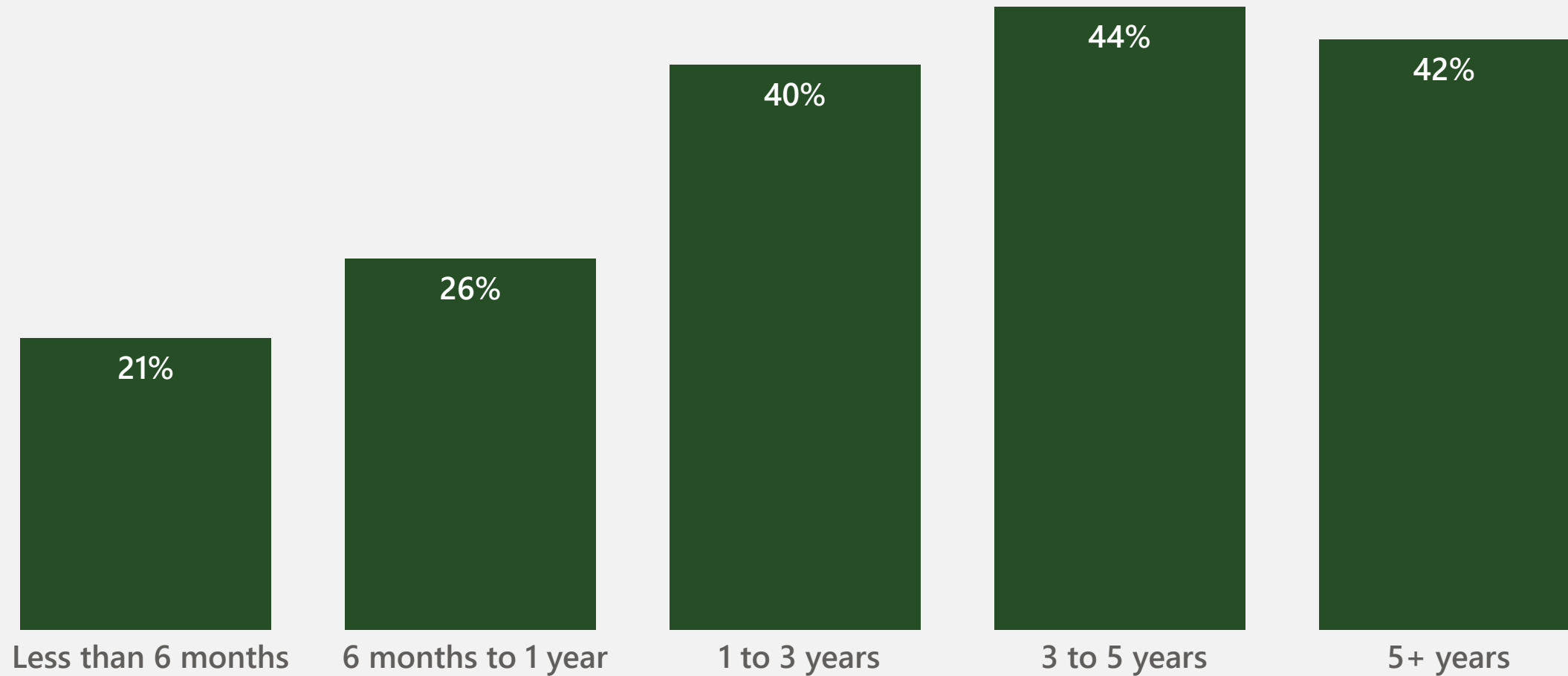


How has engaging with this beit din impacted your mental health?

● 1 - Significantly Hurt My Mental Health ● 2 - Somewhat Hurt My Mental Health ● 3 - No Impact on My Mental Health ● 4 - Somewhat Helped My Mental Health ● 5 - Significantly Helped My Mental Health



**% of Cases where the Woman Exchanged Something for the Get
by the duration of the case in Beit Din (resolved or ongoing)**



Was Get refusal an issue in your case?

Response	Responses	% of Responses	Female Responses	% of Female Responses	Females (without Israel)	% Females (without Israel)	Male Responses	% of Male Responses
Yes	159	35.6%	146	37.1%	135	45.5%	13	24.5%
No	191	42.7%	161	40.9%	142	47.8%	30	56.6%
Unknown	97	21.7%	87	22.1%	20	6.7%	10	18.9%
Total	447	100.0%	394	100.0%	297	100.0%	53	100.0%

Were you pressured by the Beit Din to exchange something for your get? (For example: Giving up child support, an inheritance, or Ketubah payments, being asked not to pursue civil or criminal rights, etc.)

Response	Responses	% of Responses	Female Responses	% of Female Responses	Male Responses	% of Male Responses
Yes	135	30.2%	127	32.2%	8	15.1%
No	229	51.2%	197	50.0%	32	60.4%
	83	18.6%	70	17.8%	13	24.5%
Total	447	100.0%	394	100.0%	53	100.0%

Did you exchange anything for your get?

Response	Responses	% of Responses	Female Responses	% of Female Responses	Male Responses	% of Male Responses
	111	24.8%	98	24.9%	13	24.5%
No	244	54.6%	210	53.3%	34	64.2%
Yes	92	20.6%	86	21.8%	6	11.3%
Total	447	100.0%	394	100.0%	53	100.0%

How has engaging with this beit din impacted your mental health?

Response	Responses	% of Responses	Female Responses	% of Female Responses	Male Responses	% of Male Responses
	28	6.3%	26	6.6%	2	3.8%
1 - Significantly Hurt My Mental Health	130	29.1%	106	26.9%	24	45.3%
2 - Somewhat Hurt My Mental Health	91	20.4%	87	22.1%	4	7.5%
3 - No Impact on My Mental Health	123	27.5%	109	27.7%	14	26.4%
4 - Somewhat Helped My Mental Health	34	7.6%	32	8.1%	2	3.8%
5 - Significantly Helped My Mental Health	41	9.2%	34	8.6%	7	13.2%
Total	447	100.0%	394	100.0%	53	100.0%

Did the Beit Din at any point tell you to come without representation?

Response	Responses	% of Responses	Female Responses	% of Female Responses	Females (without Israel)	% of Females (without Israel)	Male Responses	% of Male Responses
Unknown	83	18.6%	72	18.3%	5	1.7%	11	20.8%
No	294	65.8%	264	67.0%	237	79.8%	30	56.6%
Yes	70	15.7%	58	14.7%	55	18.5%	12	22.6%
Total	447	100.0%	394	100.0%	297	100.0%	53	100.0%

Did you have representation in the Beit Din process?

Response	Responses	% of Responses	Female Responses	% of Female Responses	Male Responses	% of Male Responses
	103	23.0%	92	23.4%	11	20.8%
No	215	48.1%	182	46.2%	33	62.3%
Yes	129	28.9%	120	30.5%	9	17.0%
Total	447	100.0%	394	100.0%	53	100.0%

On a scale of 1-5 did you feel that the judges and Beit Din staff treated you with respect? (1-Not at all to 5-Yes very much so)

Response	Responses	% of Responses	Female Responses	% of Female Responses	Male Responses	% of Male Responses
	4	0.9%	3	0.8%	1	1.9%
1	136	30.4%	113	28.7%	23	43.4%
2	36	8.1%	32	8.1%	4	7.5%
3	50	11.2%	47	11.9%	3	5.7%
4	42	9.4%	39	9.9%	3	5.7%
5	179	40.0%	160	40.6%	19	35.8%
Total	447	100.0%	394	100.0%	53	100.0%

If your case is ongoing, how long have you been in this particular Beit Din? If your case is resolved, how long did it take to resolve?

Response	Responses	% of Responses	Female Responses	% of Female Responses	Male Responses	% of Male Responses
	77	17.2%	65	16.5%	12	22.6%
Less than 6 months	163	36.5%	146	37.1%	17	32.1%
6 months to 1 year	49	11.0%	46	11.7%	3	5.7%
1 to 3 years	95	21.3%	82	20.8%	13	24.5%
3 to 5 years	32	7.2%	27	6.9%	5	9.4%
5+ years	31	6.9%	28	7.1%	3	5.7%
Total	447	100.0%	394	100.0%	53	100.0%

Are you still working with this beit din today?

Response	Responses	% of Responses	Female Responses	% of Female Responses	Male Responses	% of Male Responses
	100	22.4%	90	22.8%	10	18.9%
No	314	70.2%	277	70.3%	37	69.8%
Yes	33	7.4%	27	6.9%	6	11.3%
Total	447	100.0%	394	100.0%	53	100.0%

On a scale of 1 to 5, how would you rate your overall experience with this Beit Din? (1-Very Dissatisfied to 5-Very Satisfied)

Overall Experience Rating	Responses	% of Responses	Female Responses	% of Female Responses	Male Responses	% of Male Responses
	1	0.2%	1	0.3%		
1	150	33.6%	124	31.5%	26	49.1%
2	41	9.2%	39	9.9%	2	3.8%
3	59	13.2%	53	13.5%	6	11.3%
4	66	14.8%	63	16.0%	3	5.7%
5	130	29.1%	114	28.9%	16	30.2%
Total	447	100.0%	394	100.0%	53	100.0%

Would you recommend this Beit Din to a friend?

Recommend?	Responses	% of Responses	Female Responses	% of Female Responses	Male Responses	% of Male Responses
	83	18.6%	73	18.5%	10	18.9%
No	167	37.4%	146	37.1%	21	39.6%
Yes	197	44.1%	175	44.4%	22	41.5%
Total	447	100.0%	394	100.0%	53	100.0%

Was the Beit Din willing to issue a seruv in your case?

Seruv	Responses	% of Responses	Female Responses	% of Female Responses	Male Responses	% of Male Responses
	107	23.9%	96	24.4%	11	20.8%
No	95	21.3%	84	21.3%	11	20.8%
Not relevant	220	49.2%	193	49.0%	27	50.9%
Yes	25	5.6%	21	5.3%	4	7.5%
Total	447	100.0%	394	100.0%	53	100.0%